

DIGIDIM Mini Input Unit (444)

The DIGIDIM Mini Input Unit is a DALI-compatible interface, designed to allow customer specified switches, sensors, time clocks or other on/off control devices to be incorporated into a DIGIDIM lighting control system.

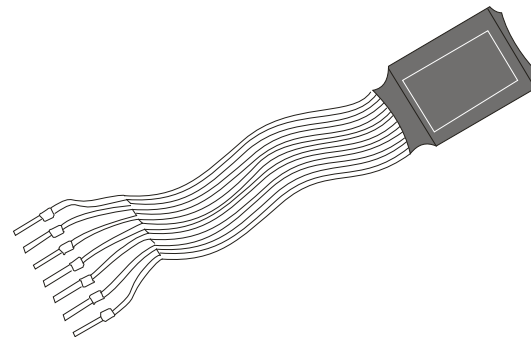
The Mini input Unit is a small, prewired, encapsulated printed circuit board and is suitable for inclusion into all standard size back boxes together with a suitable mains-rated switch.

Key Features

- Preconfigured with touch dimmer inputs for two groups.
- Fits into all standard size back boxes and architrave style back boxes.
- Touch dimming with a momentary push switch.
- Can be used with momentary or latching switches.
- Fully programmable using DIGIDIM Toolbox software.

Installation Notes

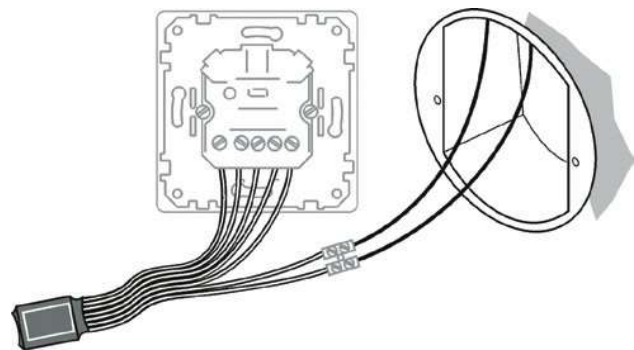
- All switches and cables must be mains rated.
- To avoid interference problems, the four prewired switch connections and the common lead should not be increased in length.
- Cannot be used to interconnect multiple DALI networks.
- DIGIDIM Mini Input unit.



DIGIDIM Mini Input unit

Connection Details

The diagram below illustrates a Mini Input Unit being used with a four-gang mains switch in a single-gang back box.



Technical Data

Connections

Inputs:	4 inputs (active low) COM Input Ground
Overload protection:	± 7 V
Short-circuit current:	0.5 mA maximum
Debounce period:	50 ms
Voltage-free switched inputs:	5 V nominal with switch open, must be less than 0.3 V with switch closed
Isolation:	No isolation from DALI network: switches must provide user protection

Cable requirements

DALI:	DALI Ribbon cable terminated with 1.2 mm ferrules.
Cable length	170 mm <i>Caution: Do not increase the length of the wires. This can cause interference problems.</i>

Power

DALI supply output:	None (Use external DALI power supply.)
----------------------------	--

DALI consumption:	10 mA
--------------------------	-------

Mechanical data

Dimensions:	Encapsulated printed circuit board
Weight:	10 g
IP code:	IP20


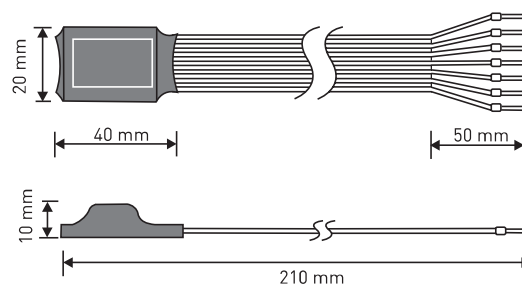
Operating conditions

Ambient temperature:	0 °C to +40 °C
Relative humidity:	Max. 90 %, noncondensing
Storage temperature:	-10 °C to +70 °C

Conformity and standards

EMC emission:	EN 55015
EMC immunity:	EN 61547
Safety:	EN 60950
Environment:	Complies with WEEE and RoHS directives

Dimensions



Default Functions

• Common	Brown
• 1 Scene 1 Recall/Store	Red
• 2 Scene 2 Recall/Store	Orange
• 3 Scene 3 Recall/Store	Yellow
• 4 Touch Last level	Green
• DALI (+)	Blue
• DALI (-)	Violet