

SCMC0410

Change Over Relay & HF Controller - DINrail Mount

Key Features

- 4 x 10A change over relays suitable for motor control of curtains & blinds.
- 4 x additional independent low voltage outputs suitable for HF fluorescent ballast control.
- Internal mains supply for isolated 0-10v, 1-10v HF, DSI or Broadcast DALI outputs
- LED Indicators for relay and HF output state.
- DIN rail mount with lugs for wall mounting if required
- Configuration stored in Non Volatile EEPROM
- Firmware storage in reflashable FLASH memory over iCAN network
- Configurable start up mode
- CE compliant to all relevant standards
- Designed and manufactured to ISO9001:2015 standards



Overview

This versatile DINrail mounted multipurpose curtain controller is suitable for control of 2 curtain/blind pairs. Alternatively channels may be configured as feed through relay or HF control channels. 4 additional low voltage outputs are provided that may be individually configured as 0-10v, 1-10v HF, DSI or Broadcast DALI outputs.

The SCMC0410 is an ideal small package solution for use in conference rooms, hotel rooms and smart home projects where curtain/blind or screen controls are combined with other switched and fluorescent loads. The 4 independent low voltage outputs are especially convenient for low voltage control of a variety of other devices including LED ballasts.

The unit is used with an MPM2400 iCANdin master processor module that can manage up to 24 channels of varied dimming and switching within a DIN rail distribution board. The MPM includes a 128 scene integral memory and offers multiple control options to meet the most demanding specifications. The MPM connects into the iLight network and links to the SCMC0410 using a short serial data cable.

Using iLight network connectivity, SCMC0410 has the capability of being linked with a virtually limitless number of other iLight products to build up to any size of system.

Mechanical

Weight: 1 kg

Operating temperature: +2°C to +40°C

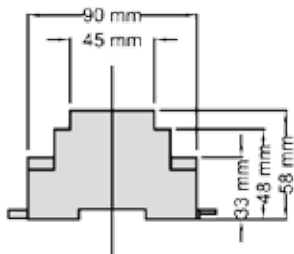
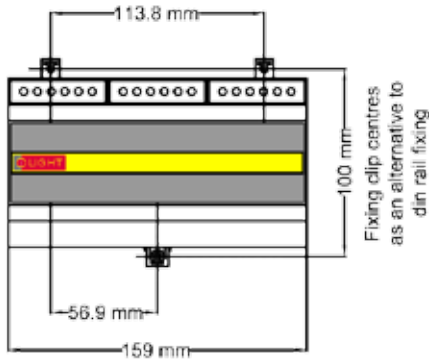
Note: All enclosures must be adequately ventilated

Max storage temperature: +60°C

Humidity: +5 to 95% non-condensing

Environmental protection: IP20

Dimensions



Electrical

Supply: 230 volts +/- 10%, 50/60 Hz

Incoming terminals: max. cable size: 2.5mm²

Rating: Maximum 4 x 10 Amp @ 40°C

Not suitable for multiphase operation

Supply protection: Provided by installer use max 10A MCB (type C). Protect all channels individually.

Output: channel current: maximum 10A resistive load

maximum 2A inductive motor load.

Protection: to be provided by installer

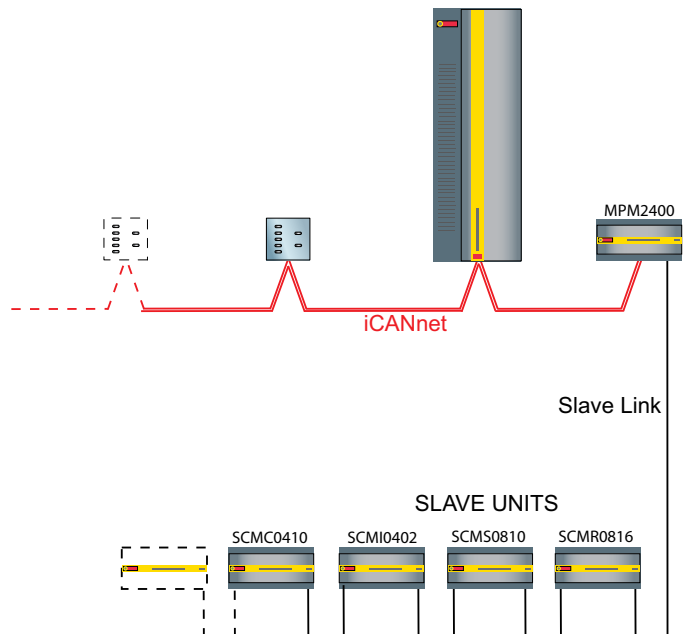
Load types: Capable of switching inductive, resistive and capacitive lighting loads as well as many non lighting loads up to 10A resistive or 2A inductive per channel.

Please consult with the iLight® help desk for guidance on true load calculations.

Loads terminals: max. cable size: 1 x 2.5mm² or 2 x 1.5mm² per circuit.

Dimmed outputs: low voltage outputs channels 5-8 may be individually configured as 0-10v, 1-10v, DSI or DALI(broadcast) via iCANsoft.

Typical Schematic



Contact your local Eaton office

T: +44 (0)1923 495495 F: +44 (0)1923 228796

E: enquiries@iLight.co.uk www.iLight.co.uk

Eaton Lighting Systems
20 Greenhill Crescent,
Watford Business Park,
Watford, Herts, WD18 8JA. UK
eatonlightingsystems.com

© 2018 Eaton
All Rights Reserved

Doc. No: SCMC0410 Rev10 0318

Changes to the products, to the information contained in this document, and to prices are reserved; so are errors and omissions.

Eaton is a registered trademark.

All other trademarks are property of their respective owners.

EATON

Powering Business Worldwide

CE

