



# SCMS0810

## 8 Channel x 10 Amp Switching Controller - DINrail Mount

### Key Features

- 8 x 10 Amp switching source controller
- DIN rail mount with lugs for wall mounting if required
- Switches resistive, inductive and capacitive lighting loads
- Quiet operation
- Configuration stored in Non Volatile EEPROM
- Firmware storage in reflashable FLASH memory over iCAN network
- Configurable start up mode
- Circuit protection installed separately as required
- CE compliant to all relevant standards
- Designed and manufactured to ISO9001:2015 standards



### Overview

This 8 channel 10 amp switching unit provides outstanding features and performance at a truly competitive price. It is rated at a maximum total load of 16 amps single phase of continuous inductive lighting load. This unit is designed for switching lighting loads of most types. The unit is also available in an 4 channel x 10 Amp version (SCMS0410).

The unit is used with an MPM2400 iCANdin master processor module that can manage up to 24 channels of varied dimming and switching within a DIN rail distribution board. The MPM includes a 128 scene integral memory this device offers multiple control options to meet the most demanding specifications. The MPM connects into the iLight network and links to the iCANdin™ dimming and switching units with a short serial data cable within the distribution board.

With the iLight network connectivity, it has the capability of being linked with a virtually limitless number of other iLight products to build up to any size of system. This product is designed for projects where there are multiple channels of architectural lighting.

## Mechanical

Weight: 1 kg

Operating temperature: +2°C to +40°C

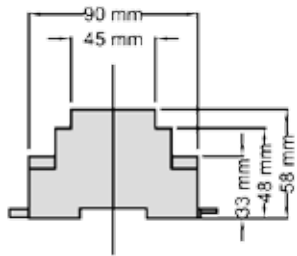
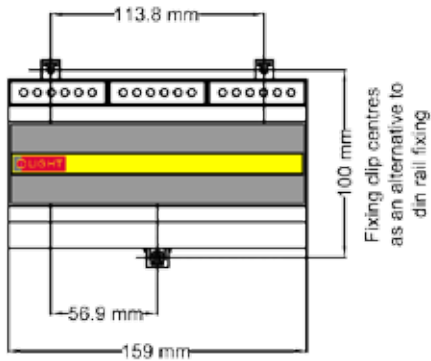
Note: All enclosures must be adequately ventilated

Max storage temperature: +60°C

Humidity: +5 to 95% non-condensing

Environmental protection: IP20

## Dimensions



## Electrical

Supply: 230 volts +/- 10%, 50/60 Hz

Incoming terminals: max. cable size: 2.5mm<sup>2</sup>

Rating: maximum 16 Amp single phase @ 40°C

Output channel current: Maximum 10 Amp

Minimum load: 0W

Supply Protection: Provided by installer use 16A or less

Load types: this unit is designed to work with most lighting load types. Please consult with the iLight® help desk for guidance on true load calculations. Care should be taken when specifying discharge lighting sources with power factor capacitors

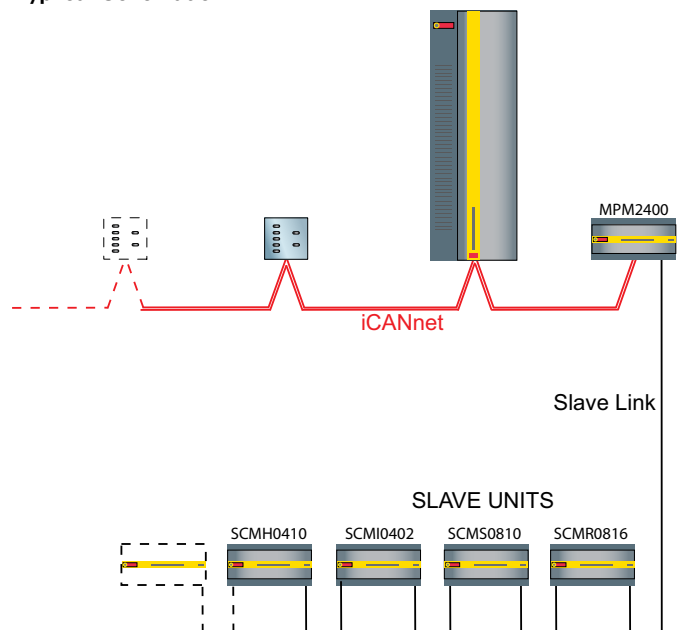
Switched Outputs: this device uses 8 x 230 volt 10A relays (Resistive and Inductive)

Loads terminals: max. cable size: 1 x 2.5mm<sup>2</sup> or 2 x 1.5mm<sup>2</sup> per circuit

Other Switched Relay Controllers:

SCMS0410, SCS0410, SCS0420, SCS1210 and SCS1220

## Typical Schematic



## Contact your local Eaton office

T: +44 (0)1923 495495 F: +44 (0)1923 228796

E: enquiries@iLight.co.uk www.iLight.co.uk

**Eaton Lighting Systems**  
20 Greenhill Crescent,  
Watford Business Park,  
Watford, Herts, WD18 8JA. UK  
eatonlightingsystems.com

© 2018 Eaton  
All Rights Reserved

Doc. No: SCMS0810 Rev10 0318

Changes to the products, to the information contained in this document, and to prices are reserved; so are errors and omissions.

Eaton is a registered trademark.

All other trademarks are property of their respective owners.

**EATON**

Powering Business Worldwide

CE

