

# UIG-2


## Universal Interface

### Key Features

- 4 opto isolated inputs, used for volt free switches, or motion detectors
- 4 Analogue inputs
- 4 Switch Outputs, for LED indication
- iCANnet™ network inputs
- 16 sequences with up to 128 steps per sequence
- Configuration stored in Non Volatile EEPROM
- Firmware storage in reflashable FLASH memory over iCAN network
- Configurable start up mode
- Partition Control
- UL & CE compliant to all relevant standards
- Designed and manufactured to ISO9001:2015 standards

### Overview

This unit provides a highly cost effective interface between an iLight lighting system and other control systems. Fitting in doublegang UK wallbox and powered through the iLight network cable, this compact versatile unit can be mounted virtually anywhere. It has four switch inputs and four analogue inputs, all fully programmable as to their function. In addition to the inputs there are four LED output drives for visual feedback of switch activity. There are also the essential connections to iLight's iCANnet™ network.



The unit allows other items to provide inputs to the iCANnet™ network, for example partition switches or fader controls. Configured for a room join function, just moving the partition will open or close the contact and automatically re-program the function of the control panels within the room. Alternatively a fader can be provided to set the overall level in an area using the units analogue inputs. The adaptability and versatility of this product make it an essential item in more sophisticated venues.

## Mechanical

Mounting: standard 47mm deep UK double gang backbox (not provided)

Climate Range:

Temperature: +2°C to +40°C

Humidity: +5 to 95% non condensing

Control Inputs:

iCANnet™ network, suitable for Belden 1502

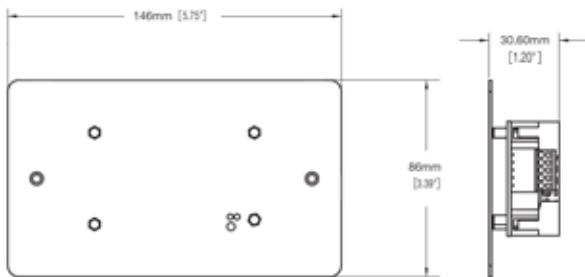
4 switch inputs (Opto isolated)

4 analogue inputs

Control Outputs:

4 LED outputs

## Dimensions



## Electrical

Supply: +12V (via iCANnet™ network cable)

Terminal Sizes:

iCANnet™ network cable size: 5 x 1.5mm<sup>2</sup>

Switch input cable size: 5 x 1.5mm<sup>2</sup>

Analogue input cable size: 5 x .5mm<sup>2</sup>

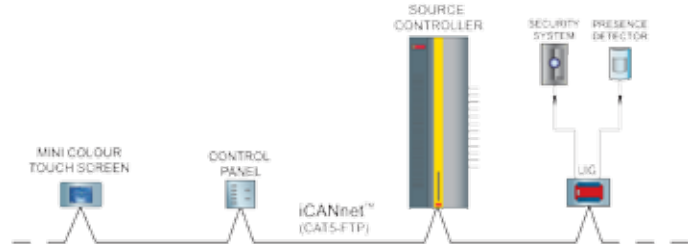
Switch output cable size: 4 x 1.5mm<sup>2</sup>

Memory:

FLASH memory to be able to upgrade firmware

EEPROM for program and sequence memory

## Typical Schematic



## Contact your local Eaton office

T: +44 (0)1923 495495 F: +44 (0)1923 228796

E: enquiries@iLight.co.uk www.iLight.co.uk

**Eaton Lighting Systems**  
20 Greenhill Crescent,  
Watford Business Park,  
Watford, Herts, WD18 8JA. UK  
eatonlightingsystems.com

© 2018 Eaton  
All Rights Reserved

Document No: UIG-2 Rev9 0318

Changes to the products, to the information contained in this document, and to prices are reserved; so are errors and omissions.

Eaton is a registered trademark.

All other trademarks are property of their respective owners.

**EATON**

Powering Business Worldwide

CE

