

# Mode Sensor MBUS-MSENS-MT-T-01



The Mode Sensor communicates to lighting control panels and the area controller via the M-BUS. The manner in which the Mode Sensor controls lighting is totally flexible. Each sensing element of the Mode Sensor can be individually programmed to operate any light or output, or influence a control sequence. Settings are defined in the system configuration, no custom operation settings are stored in the sensor itself.

## Motion Sensitivity

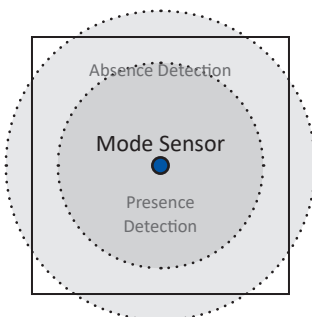


Figure 1

### Key Features

- » Flexible motion detection from 4m-6m (at 2.4m floor to ceiling height) allows the use of a customised range setting to better serve the monitored space.
- » Dual motion detection allows two selectable sensitivity and range settings to be stored, i.e. Absence Detection and Presence Detection (see Figure 1).
- » Configurable PIR expiry time (off delay).
- » Uses SELV compliant communication bus; M-BUS.
- » Bi-colour diagnostic LED provides intuitive M-BUS installation feedback to assist the installer and end user.
- » Occupancy walk test via LED flash.
- » Compact form factor; 55mm mounting hole diameter, 90mm Deep.
- » Supplied with spring clips for easy mounting.
- » Quick installation with pluggable M-BUS patch lead.
- » 2 year warranty.



### System Architecture

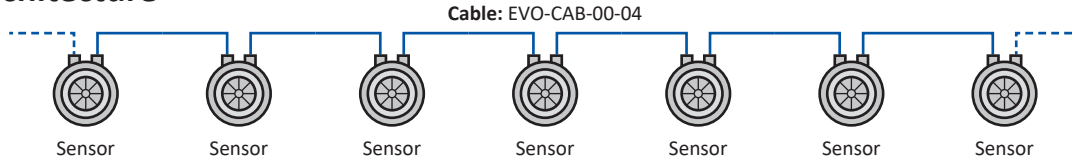


Figure 2. Mode Sensor M-BUS wiring

### Further Information

- » The sensor should be mounted at least 1m away from an air conditioning unit. If this is not possible then the sensitivity should be lowered appropriately to minimise false triggering.

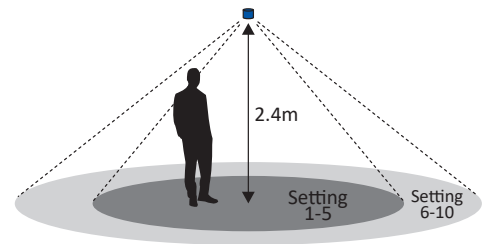


Figure 3

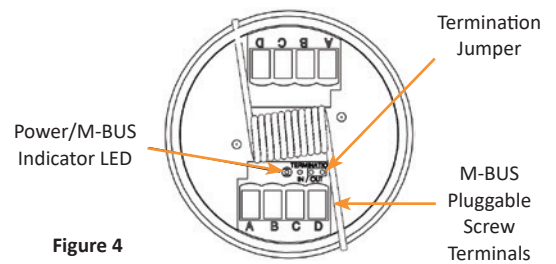


Figure 4

### Technical Data

Power	
Power Supply	» 24V DC, Safety Extra Low Voltage (SELV) provided by a DIN-PSU-24V
Sensor	
PIR Motion Sensitivity	» Presence and absence sensitivities can be independently set to levels 1-10 via software. The default settings for these are 6 and 8 respectively
PIR Expiry Time	» Configurable via software; 0-999 minutes
Diagnostic Feedback	» Bi-colour LED (for commissioning and local fault identification)
Detection Diameter	» Up to 6m (at ceiling height of 2.4m)
Connections & Cable Specifications	
M-BUS	» Mode M-BUS Cable (EVO-CAB-00-04) available in 20m, 50m, 100m and 305m drums » Safety Extra Low Voltage (SELV)
Mechanical	
Material	» Flame retardant ABS plastic
Dimensions	» 56mm Diameter body x 65mm Deep x 74 Diameter flush mount bezel

Installation should be in accordance with the relevant National Wiring Regulations and other applicable Regulations. Compliance to EC EMC and Low Voltage Directives may be invalidated if not used or installed according to the published specification. Mode reserve the right to amend the product specification or design at any time and without notice.



Mode Lighting Limited. The Maltings, 63 High Street, Ware, Hertfordshire, SG12 9AD. United Kingdom.  
Tel: +44 (0) 1920 462121 | Fax: +44 (0) 1920 466881 | Email: sales@modelight.com | www.modelight.com