



**Colour  
is our nature**

## 24A DMX/RDM/DALI Full-Colour Dimmable LED Driver

### LINEARdrive

LINEARdrive gives you infinite colour control for low-voltage LED applications ranging from single colour for accent and cove lighting all the way up to RGBW for full colour entertainment product solutions. This constant voltage LED driver is DMX/RDM/DALI compatible and allows you to create your colour or dynamic show without an external controller. Symbiosis ensures the LED driver works seamlessly together with LED modules, controls and intelligent luminaire elements.

### Product offering



### LINEARdrive 720/D

Part number (P/N)	LIN720D3
Product description	LINEARdrive DC, 720W, 48V, DMX/RDM and DALI, 4 control channels, constant voltage, 4x LED outputs, plastic long

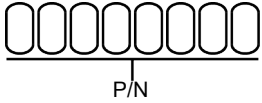
### Programming tools

Programming interface	<a href="#">TOOLbox pro (TLU20504)</a>
Programming cable set	<a href="#">TOOLbox pro to LED driver, programming cable, 5pcs (TLC03051)</a>
Programming software	<a href="#">FluxTool</a>

### Warranty

Warranty period	<a href="#">General Terms and Conditions</a>
-----------------	--

**Order number configurator**



P/N LED driver part number.

**Input characteristics**

Nominal input voltage DC 12 - 48V

Maximum input current 24A, irrespective of PSU voltage

**Output characteristics**

LED output load  
 RGBW @ 12V: 6A  
 RGB @ 12V: 6A  
 RGBW @ 24V: 6A  
 RGB @ 24V: 6A  
  
 RGBW @ 48V: 3.75A  
 RGB @ 48V: 5A

Maximum LED output power 720W

Number of LED outputs 4 (UL Class 2)

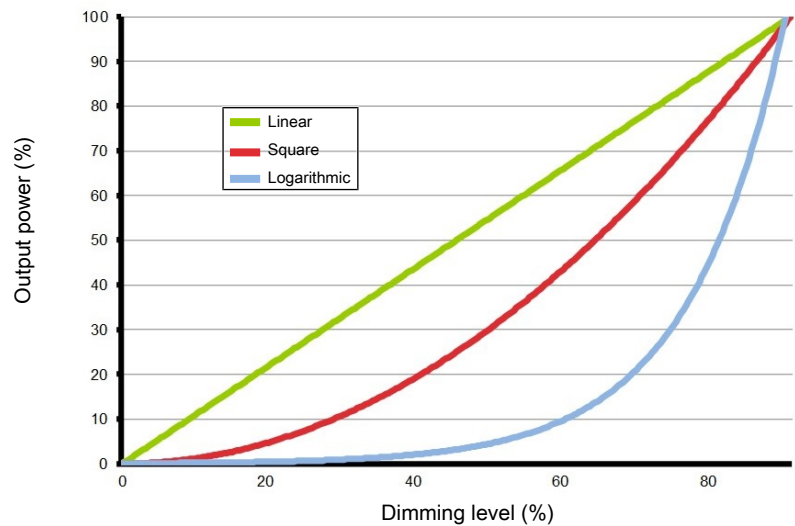
LED output voltage 5 - 48V

Circuit protection To prevent excessive output current from damaging the LED driver, it is highly recommended to use circuit protection appropriate for your application's nominal and inrush current requirements in combination with an OVP, OVC short circuit protected AC/DC adapter.

**Control characteristics**

Control channels	4
Control protocol	DMX/RDM/DALI
Dimming range	100% - 0.1%
Dimming curve options	Logarithmic (default) Linear Square
Dimming method	HydraDrive
Driver configuration	via 3-button user interface on driver
	Remark: ignore dimming curve setting in DALI mode

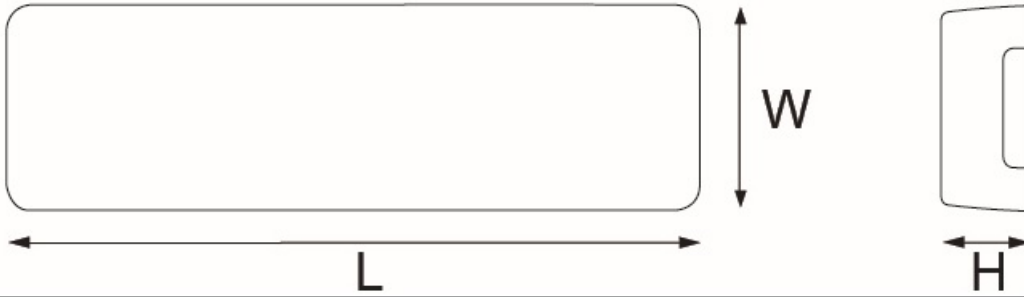
Dimming curves



**Environmental conditions**

Operating ambient temperature (Ta) range	-20 °C to +50 °C
Maximum operating case temperature (Tc max)	65 °C

**LED driver mechanical details**



Length (L)	typical: 153 mm / 6.02 in
Width (W)	typical: 50 mm / 1.97 in
Height (H)	typical: 23 mm / 0.91 in
Weight	144 g

**Packaging**

Products per box	12 pcs
------------------	--------

**Connector layout**



**Wiring specifications**

Wire core cross section	0.5 - 1.5 mm <sup>2</sup> AWG 20 – 16
Wire strip length	9.0 mm / 0.35 inch

---

### Standards and compliance

---

UL, recognized component	UL 1310 UL 8750 (Class 2 output)
ENEC safety	EN 61347-1 EN 61347-2-13 (Emergency lighting)
Conducted emissions	EN 55015
Radiated emissions	EN 55015
DALI	EN 62386-101/102/207
DMX	E1.11 – 2008, USITT DMX512-A ANSI E1.20
Restriction of hazardous substances	RoHS3 (Directives 2011/65/EU-2015/863/EU)

---

### Certifications

---



---

## Safety

---



Risk of electrical shock. May result in serious injury or death. Disconnect power before servicing or installing.



The LED driver may only be connected and installed by a qualified electrician. All applicable regulations, legislation, and building codes must be observed. Incorrect installation of the LED driver can cause irreparable damage to the LED driver and the connected LEDs.

Pay attention when connecting the LEDs: polarity reversal results in no light output and often damages the LEDs.



LED drivers are designed and intended to operate LED loads only. Powering non-LED loads may push the LED driver outside its specified design limits and is, therefore, not covered by any warranty.



eldoLED products are designed to meet the performance specifications as outlined at certain operating conditions in the data sheet. It is the responsibility of the fixture manufacturer to test and validate the design and operation of the system under expected and potential use cases, including faults.



Please observe voltage drop over long cable lengths. Longer cable lengths increase EMI susceptibility.



Product renderings and dimensional drawings are generic for the housing type. Product label, connector type and quantity may vary.

---

---

### Europe, Rest of World

eldoLED B.V.  
Science Park Eindhoven 5125  
5692 ED Son  
The Netherlands

E: [info@eldoled.com](mailto:info@eldoled.com)  
W: [www.eldoled.com](http://www.eldoled.com)

---

### North America

eldoLED America  
One Lithonia Way  
Conyers, GA 30012  
USA

E: [info@eldoled.com](mailto:info@eldoled.com)  
W: [www.eldoled.com](http://www.eldoled.com)

---